

PADDOCK

FENCING



Our Services

WE OFFER A RANGE OF SERVICES TO SUIT YOUR NEEDS.



Full Custom Design

All products are made to order by our highly experienced team, using only highest quality materials to fabricate our products with a in variety of finishes.



Bespoke Crafted Metalwork

Using 3D modelling software our engineers are able to create your ideas into a workable product. We are able to take a simple idea or sketch and engineer it to a complete product.



Commission Work

We are just as happy to work with those more “creative” customers who prefer a larger input into the design as those that prefer to take a back seat.



Period or Modern Styles

We manufacture steel estate fencing based on the original period fencing used in parks and estates, maintaining an authentic feel throughout your property or estate.



High Standards Guaranteed

We use the latest techniques in fabrication and painting to ensure projects are completed to highest possible standard.



Support UK Business

All products are designed and manufactured at our workshop in Cambridgeshire.

See Our Work

IN THE FOLLOWING LOCATIONS.

Gatcombe Park • Elton Hall • Burghley House • Bollitree Castle • Haslington Hall • Drayton Park
Peplow Hall • Castle Leslie • Newstead Abbey Park • Tulira Castle • Claxby Hall • Loton Park





Estate Fencing

MANUFACTURERS OF QUALITY BRITISH MADE ESTATE FENCING, SUPPLYING ALL OF THE UK, AVAILABLE IN A VARIETY SIZES AND FINISHES. BESPOKE SERVICE AVAILABLE.

As specialists in our field we manufacture high quality British made steel estate fencing. Based on the original period fencing used in parks and estates, we aim to maintain an authentic feel throughout your property.

Our estate fencing comes in two different types to suit all land conditions, whether they are level (panel type), or undulating and curved section (continuous type).

We can ship anywhere in the UK, and offer a full fitting service to our customers.

Estate Fencing (Panels)

The panels are 2m in length as standard, and simply fix into the ground with a fork shaped foot (for pushing into soil) or thrust plate foot (for concrete or difficult soil conditions for stability). The next panel simply bolts to the next in your run of fencing.

Continuous Estate Fencing

This type of fencing comes in kit form and is self-assembled on site. A thrust plate (spade foot) is welded to the post on our continuous fencing and this offers stability underneath the soil. The posts are installed with the lie of the land, making all rails parallel to the ground, creating a continuous flow on undulating land.

To assemble, you simply install a post (upright) with spade foot on every 1m and thread the horizontal rails through each post. The horizontal rails are notched and fall down into the slots in the posts, and then you simply knock a small clip in with a hammer to hold everything tight and securely.

The horizontal rails come in 5m lengths as standard and can be cut or bent on site as required.

Estate Fencing (Panels):

- 5 bar estate fencing 2m x 1.2m Panel
- 4 bar estate fencing 2m x 0.9m Panel

Continuous Estate Fencing:

- 5 bar continuous estate 1.2m height - supplied in 5m lengths
- 4 bar continuous estate 0.9m height - supplied in 5m lengths
- 7/8 Bar Deer fencing 1.8m/2m heights available - supplied in 5m lengths
- All round bar and curved top estate fencing also available on request.

Finish options:

- Bare Metal (Left to Rust)
- Primed
- Primed & Top Coated
- Galvanized only
- Galvanized & Painted

Black is standard, however other colours available on request.

Please contact us for a quotation or to discuss your requirements.



Estate Fencing

FENCING TYPES



Curved Top Fencing



2m High Deer Fencing



Estate Fencing with a Bolt Down Foot



Example of how our Continuous Fencing can work with Undulations and Curves



4 Bar Resin Fixed into Wall



4 Bar Continuous Estate Fencing in Black



4 Bar Estate Fencing 900mm Above ground



5 Bar Continuous Estate Fencing



5 Bar Estate Fencing



5 Bar Estate Fencing Panels, with Bolt on Electric Fence Brackets



5 Bar Estate Fencing Left to Rust Naturally



5 Bar Estate Fencing Incorporating a Curve





Gates - Made to Order

MANUFACTURERS OF QUALITY BRITISH MADE STEEL GATES,
SUPPLYING ALL OF THE UK, AVAILABLE IN A VARIETY SIZES
AND FINISHES. BESPOKE SERVICE AVAILABLE.

Our wide range of gates compliment our fencing perfectly.

We produce the following styles of gates in a variety of sizes. Most of our gates are gate automation ready.

Field Gates

Available in single gate or pair format.

Pedestrian Gates

Smaller version of our field gates for pedestrian access.

Kissing Gates

Suitable to install in a run of estate fencing.

Entrance Gates

Large driveway gates can be fabricated to a spec of your choice.

The posts for your gate can either be plain square posts or we have the following more decorative options;

Post options:

Large Finial Top Post - Suitable for gates 2m and above
Medium Finial Top Post - Suitable for gates 2m and below
Corner and End posts

Gate options:

Bow Top (Standard)
Scroll Top
Cotton Reel Detailing in centre of gate

Latch options:

Sprung latch (Standard)
Hunting latch
Lockable sliding latch (suitable for padlock)
Dropbolts
Hold back catches

Hinge options:

Adjustable hinges (Standard)
Anti trap hinges (on request for gate automation)
Rising hinges - For driveways which have slopes on entry.

We can make our gates suitable for gate automation should you require this.

Finish options:

- Bare Metal (Left to Rust)
- Primed
- Primed & Top Coated
- Galvanized
- Galvanized & Painted


Black is standard, however other colours available on request.

Please contact us for a quotation or to discuss your requirements.



Gates

MADE TO ORDER - GATE TYPES



Scroll Top Gate with Cotton Reel Detail



Bowtop Detail with Hunting Latch



Pair of Driveway Gates



Bowtop Field and Pedestrian Gate



5m Pair of Entrance Gates with Bowtops, Hunting Latch and Cotton Reel Detailing



Pair of 4m Bowtop Gates



7 Bar Scroll Top Galvanised Finish



Bespoke Garden Gate for Customer



1m Scroll Top Hand Gate with Hunting Latch in White



Pair of 7m Bowtop Field Gates



Bespoke Entrance Gates Galvanised Finish



Large Round Finial Top Posts for Gates over 2m





Bespoke Tree Guards

AVAILABLE IN A VARIETY SIZES AND FINISHES. BESPOKE SERVICE AVAILABLE.

Our standard tree guards are designed to be installed quickly and easily. Fabricated in two halves and bolt together using a joining clip. Holding stakes are attached to the tree guards and hammered into the ground to give maximum stability.

Size options:

- Small** — 12" x 5' (300mm x 1500mm)
- Medium** — 18" x 5' (450mm x 1500mm)
- Large** — 22" x 6' (560mm x 1800mm)
- XL** — 2'6" x 6'6" (760mm x 2000mm)

Tree Fences

This fencing option is for larger and more mature trees. Bespoke sizes are available on request however our standard sizes are as follows:

- 5 Bar – 1m square x 1.2m height – Made up of – 4 x 1m sections
- 5 Bar – 2m square x 1.2m height – Made up of – 4 x 2m sections

Finish options:

- Bare Metal (Left to Rust)
- Primed
- Primed & Top Coated (Standard finish)

Galvanized and Galvanized & Painted (Available on request)
Black is standard, however other colours available on request.

Bespoke sizes available on request. Please contact us for a quotation or to discuss your requirements.



XL Tree Guard



2m x 2m Square Tree Guard



Tree Guards

MADE TO ORDER - TYPES



Tree Guard in a Galvanised only Finish




Medium Tree Guard
5ft x 18inch



Galvanised XL Tree Guard



Large Tree Guard
6ft x 18inch



Tree Guards - All Sizes





Expertly Crafted Railings

MANUFACTURERS OF QUALITY BRITISH MADE STEEL RAILINGS, SUPPLYING ALL OF THE UK, AVAILABLE IN A VARIETY SIZES AND FINISHES.

Our made to measure iron railings come in a two styles - Bowtop and vertical Bar.

Both standard and bespoke sizes available with a wide range of decorative finials.
All fencing is made to building regulations standard.

Bow Top Style Railings

Straight Vertical Bar Fencing

Standard sizes:

1.2m height — made from 12 or 16mm round bar with 40 x 8 flat bar
0.9m height — made from 12mm round bar and 40 x 8 flat bar
50 x 50 square posts are used to separate each panel

Matching gates are available on request.

Bespoke sizes on request.

Finish options:

- Bare Metal (Left to Rust)
- Primed
- Primed & Top Coated
- Galvanized
- Galvanized & Painted

Black is standard, however other colours available on request.



Railings

MADE TO ORDER - RAILING TYPES



Arrowhead Rail Heads



Bespoke Gate with Sloped Panel




Bowtop Railings 900m



Low Profile Sphere Top Fencing Located on a Wall



Bespoke Railings



Bespoke Hand Railing for Steps



900mm Sphere Top Fencing Located Between Stone Pillars





Lawn Edging

MANUFACTURERS OF QUALITY BRITISH MADE STEEL LAWN EDGING, SUPPLYING ALL OF THE UK, AVAILABLE IN A VARIETY SIZES AND FINISHES. BESPOKE SERVICE AVAILABLE.



If you're looking to create boundaries between your lawn edge, flower beds, garden paths or driveways, our strong durable lawn edging is easy to install and simply joins together. It can either be curved or we can offer 90 degree corners. Our 3mm option is best for gardens and our 5mm is best for heavier duty edging such as for driveways. Sold in 2m lengths as standard we are also able to offer bespoke lengths.

To install, a steel stake is knocked into the ground every metre which provides stability.

Standard sizes:

- 100 x 3mm (2m length) with fixings
- 100 x 5mm (2m length) with fixings
- 150 x 3mm (2m length) with fixings
- 150 x 5mm (2m length) with fixings
- 90 Degree corner (600 x 600mm)

Finish options:

- Bare Metal (Left to Rust)

Please contact us for a quotation or to discuss your requirements.



Lawn Edging



Lawn Edging 150 x 5mm



Lawn Edging





Garden Arches

AVAILABLE IN A VARIETY SIZES AND FINISHES.
BESPOKE SERVICE AVAILABLE.

Welcome to our new range of garden arches. These are a wonderful way to give your garden more depth and add some character to a sometimes more austere background. Pleaching began in the 17th century and was a method of training trees or shrubs into covered avenues or tunnels. Vine arches can be used to train just about any form of open climber and are also suitable for grapes, limes, wisteria, hazel, yew and particularly labernum with its clusters of yellow flowers cascading downwards.

Standard garden arches measure 3m wide and 2.5m in height.

Larger versions can also be manufactured 5m wide and 3.5m high.

Spacings are typically 3m to 4m apart.

The larger version would take cars and enhance driveway entrances and approaches.

High Tensile wire is used to form the framework between arches.

We offer a completely bespoke service, if you requirements are different from standard. Please get in touch for a full quotation.



Basic Arch 1 year on



Premium Arch



Premium Arch





Custom Made Farm Gates

MANUFACTURERS OF QUALITY BRITISH MADE FARM SECURITY GATES, SUPPLYING ALL OF THE UK, AVAILABLE IN A VARIETY SIZES AND FINISHES. BESPOKE SERVICE AVAILABLE.



Our high-grade steel security gates are made from quality materials and completed with a galvanized finish. Its important to us to provide our customers with Farm Security Gates that are strong, long lasting, reliable and secure to prevent rural criminals from entering or trespassing on their property and land.

Our gates are most suitable for entrances to fields and roadways. We offer a completely bespoke service so we can provide security gate/s in a variety of widths and heights.

Standard sizes:

- Agricultural Security Gate 3m x 1.1m height single
- Agricultural Security Gate 4m x 1.1m height single
- Agricultural Security Gate 5m x 1.1m height single
- Agricultural Security Gate 3m x 1.1m height pair (6m opening)
- Agricultural Security Gate 4m x 1.1m height pair (8m opening)
- Agricultural Security Gate 5m x 1.1m height pair (10m opening)

Low Profile Gates

These gates generally sit 700mm above ground, which allows combines, sprayers and other agricultural equipment to pass through without folding up or removing their header meaning you can work quickly and efficiently in the field.

Heights available – 700mm, 900mm, 1100mm

Widths available – 3m, 4m, 5m, (which can be a single or a pair)

Finish options:

Galvanized



Farm Gates

MADE TO ORDER - GATE TYPES



Upside Down Hinge to Prevent Gates Being Lifted Off



Standard Latching Method for Single Gates



Pair of Heavy Duty Agricultural Security Gates 10m Opening



Low Profile 700mm Security Gate, Combine Headers can be taken over these gates



Low Profile 700mm Security Gate, Combine Headers can be taken over these gates



1.2m x 5m Heavy Duty Agricultural Security Gate



1.2m x 5m Heavy Duty Agricultural Security Gate



Decorative Security Gates



A scenic view of a river with a large weeping willow tree on the left and a stone bridge on the right. The willow tree has long, thin branches that hang down towards the water. The bridge is made of stone and has a decorative archway. The water is calm and reflects the surrounding greenery.

Paddock Fencing Ltd, French Farm,
French Drove, Thorney, Peterborough,
Cambridgeshire, PE6 0PQ

01733 270724

sales@paddockfencing.com

www.paddockfencing.com

Registered in England: 9811267